

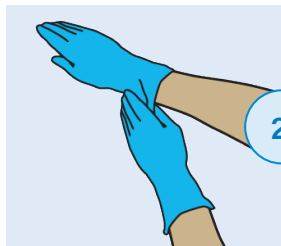
CONCRETE & TERRAZZO DAILY CLEANER DENSIFIER

MOP & BUCKET



1

Place wet floor signs in the area.



2

Put on proper safety equipment.



3

Dust mop floors and remove heavy soil.



4

Dilute 1/2 - 2 oz/gal of Concrete & Terrazzo Daily Cleaner Densifier in water in a mop bucket, or fill using an Ecolab dispenser.



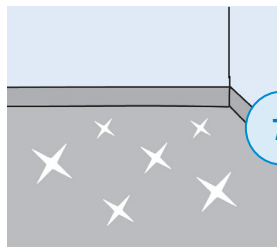
5

Apply the diluted Daily Cleaner Densifier with a clean mop onto the floor, working in 10' x 10' sections.



6

Use a split mop bucket to separate dirty and clean solutions.
Wring out the mop before reloading it with the diluted Daily Cleaner Densifier.



7

Repeat the floor cleaning by sections until the entire floor has been cleaned.



8

Allow the surface to dry. No floor rinsing is required.

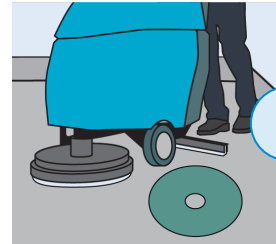
CONCRETE & TERRAZZO DAILY CLEANER DENSIFIER

AUTOSCRUBBER



1

Place wet floor signs in the area.



3

Use a daily diamond impregnated pad or red pad to clean the floor with the autoscrubber.



2

Dilute 0.5 - 2 oz/gal of Concrete Cleaner Densifier (3.785 L) in water in a solution tank, or fill using an Ecolab dispenser.



4

Allow the surface to dry. No floor rinsing is required.